

# ESDEC

INNOVATIVE MOUNTING SYSTEMS

## THE EFFICIENT SOLAR MOUNTING SYSTEM FOR SLOPED ROOFS

**CLICKFIT**

BASIC

METALROOF



[www.esdec.com](http://www.esdec.com)



## SIMPLE CLICK SYSTEM, FAST INSTALLATION

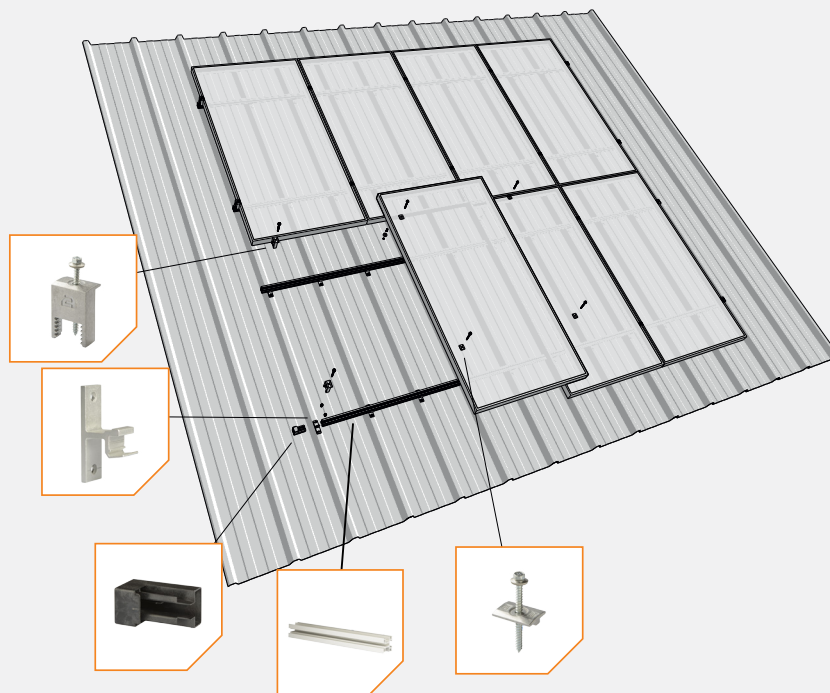
With its unique click connection, Clickfit for steel roofs is an easy-to-install mounting system for sloped roofs. The system distinguishes itself with its innovative design and is therefore very easy to install, without making concessions to quality. The mounting system is constructed of the patented mounting brackets, mounting rails and the necessary mounting materials to mount the solar panels on the mounting rail in a way that follows the shape of the roof. The Clickfit mounting system for steel roofs can be used for all steel roofs, including the commonly used steel corrugated sheets and trapezoidal roof sheets.

- Quick and easy mounting
- Unique click system
- Also available in black finish
- 100% Dutch product
- 20-year guarantee
- BDA/KIWA-certified

### **Guaranteed quality!**

Clickfit has been extensively tested and certified by BDA/KIWA and fully complies with the applicable requirements and standards of the NEN7250. The Clickfit mounting system for steel roofs comes with a unique 20-year guarantee, which ensures the quality of the system and offers the certainty that is required.





## ROOF FASTENERS



ClickFit Support with click joint  
1002060

## MOUNTING PROFILES



ClickFit Mounting rail\*  
Mounting rail 3075mm 1001003  
Mounting rail 6150mm 1001005



ClickFit Mounting rail end cap  
Black 1003030

\* Other sizes available by request

## MOUNTING MATERIALS



Esdec Mounting screw\*  
6,5x19mm 1006519  
6,5x55mm 1006555  
6,5x60mm 1006560  
6,5x63mm 1006563  
6,5x70mm 1006570  
6,5x75mm 1006575



ClickFit Self-tapping sheet metal screw 6,0x25mm  
1003010



ClickFit EPDM self-adhesive tape 30mm  
1000005



ClickFit Coupling strip  
1003040

\* Depending on the panel thickness and corresponding end clamp

## MOUNTING MATERIALS



ClickFit Serrated flange nut M8  
1000721



ClickFit Screw M8 x 20mm  
1000820



ClickFit Height adjustment piece 15mm  
1003065

ClickFit Auxiliary assembly set – consisting of  
1009010



ClickFit Nut M6  
1000600



ClickFit Bolt M6 x 20mm  
1000620



ClickFit Nylon sleeve  
1009001

## CLAMPS



ClickFit End clamp CFA\*/\*\*  
1003003



ClickFit End clamp CFB\*/\*\*\*  
1003004



Esdec Module clamp\*  
1003020





Esdec Mounting screw cap black  
1006500

\* Also available in black finish

\*\* Suitable for panel thicknesses: 50,49 - 46,45 - 42,41 - 38,37 - 34,33 - 30,29mm

\*\*\* Suitable for panel thicknesses: 52,51 - 48,47 - 44,43 - 40,39 - 36,35 - 32,31mm



**QUICK  
RELIABLE  
INNOVATIVE**

**WE ARE AT YOUR  
SERVICE**

With our 12 years of experience we know what questions professionals have. Our commercial support and technical support department are happy to assist you.

**Esdec**

Londenstraat 16  
7418 EE Deventer  
The Netherlands

☎ +31 850 702 000  
✉ [info@esdec.com](mailto:info@esdec.com)



**[www.esdec.com](http://www.esdec.com)**