


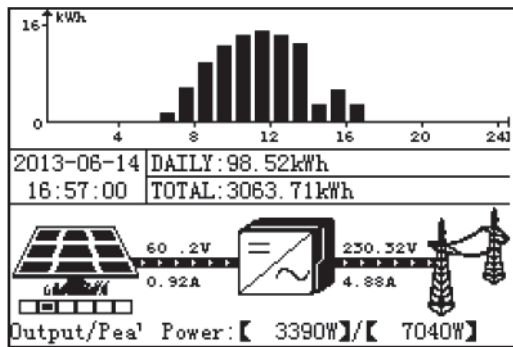
Export the data from Inverter with Display
(SUN2000 -8kTL, -12kTL, -17kTL, -20kTL, -23kTL, -28kTL)

Preparation for inverter data exporting

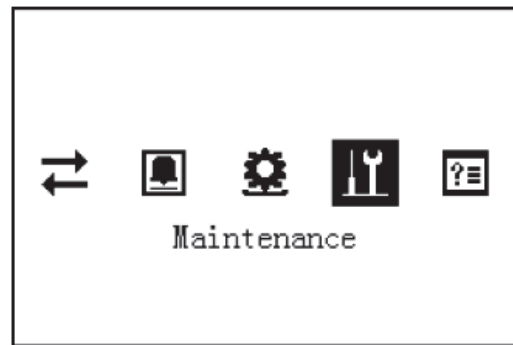
1. Preparing an USB flash drives, Netac, Kingston, and SanDisk are recommended. Other brands may be incompatible.
2. Insert a USB flash drive to the SUN2000




2. Step for inverter data exporting

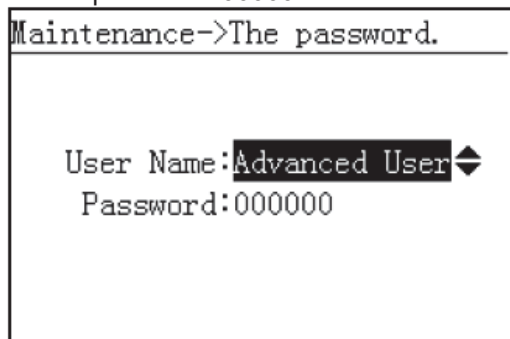
Step1: On the default page, press  to enter the main menu.



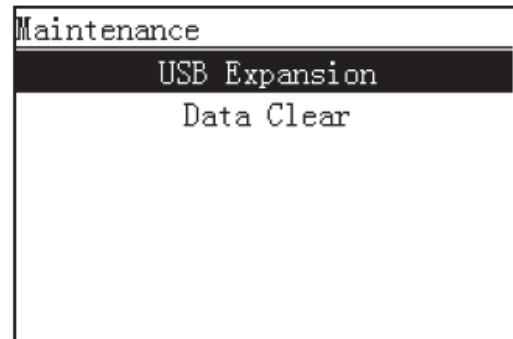
Step2: Choose  and press .



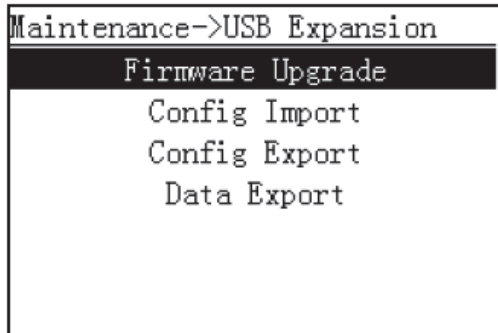
Step3: Enter the user name and password by pressing  or , and press .
Default password: 000001




Step 4: Choose USB Expansion, and press .



Step 5: Select Data Export by pressing ▲
or ▼, and press ↵.



Step 6: After the data is successfully
exported, press ↵.



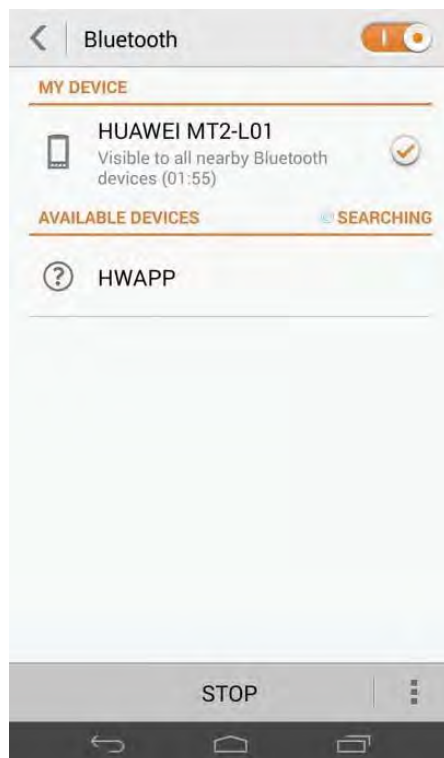
How to export the data from Inverter with Android-App

Preparation for commissioning

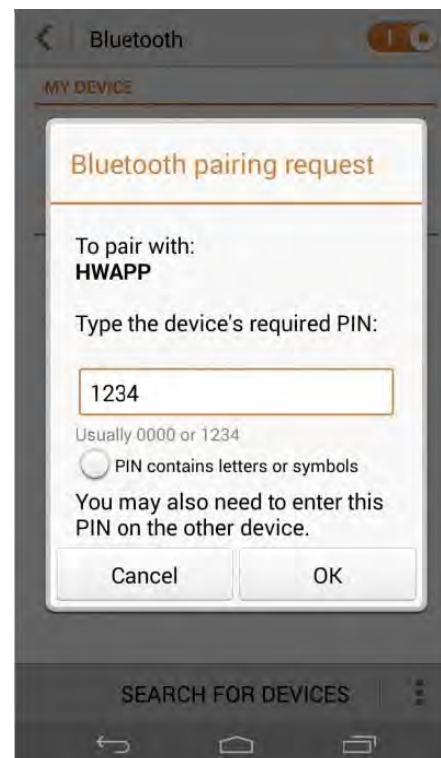
1. Check the string an AC cabling and make sure strings are connected correct(not reversed or shorted with PE, it will damage inverter due to reversed voltage or isolation fault);
2. Turn on inverter's DC switch before commissioning;
3. Plug in Bluetooth USB device to inverter's USB port, it will be delivered with separated package (Bluetooth USB device is not in the inverter's package);
4. Android phone with SUN2000 APP (download APP from google play).

Steps for collect failure information

Step: 1 Turn on the Bluetooth function



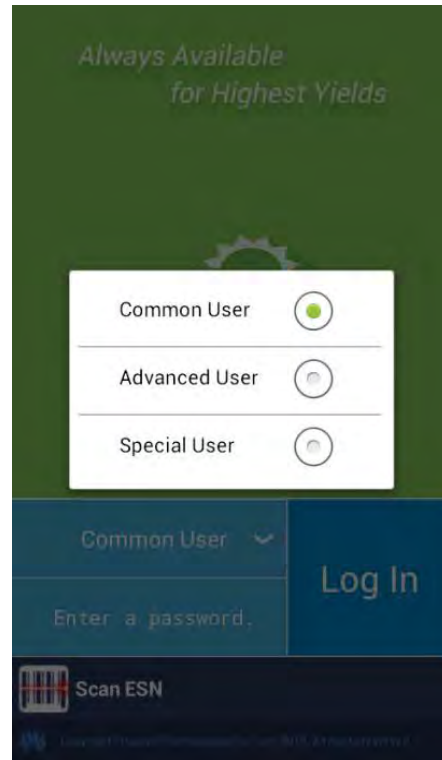
Step: 2 Pairing and PIN is 1234



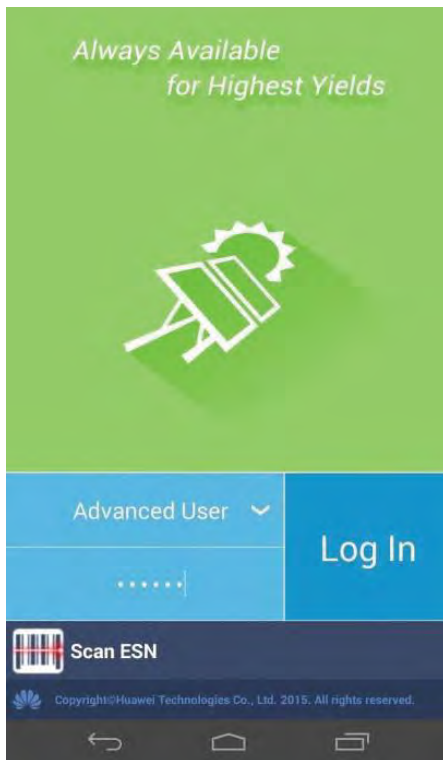
Step: 3 Open SUN2000 APP




Step: 4 Choose Advanced User



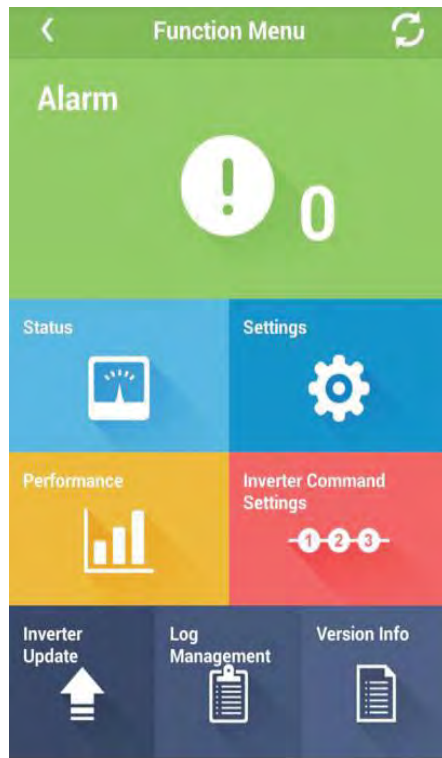
Step: 5 Input passwords 00000a and login as Advanced User



Step: 6 Find HWAPP and connect



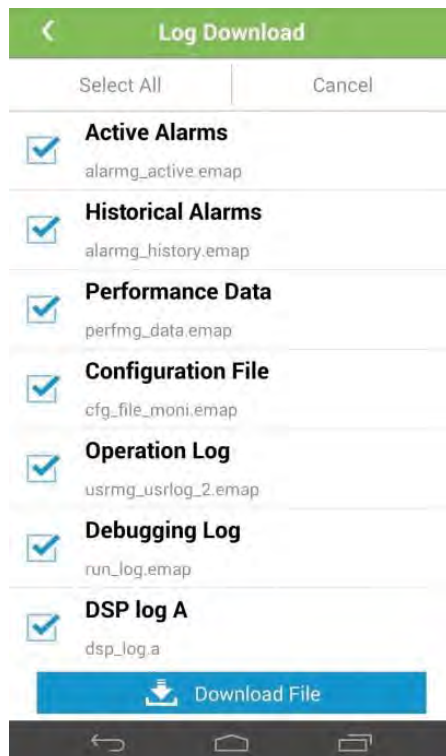
Step: 7 Function menu



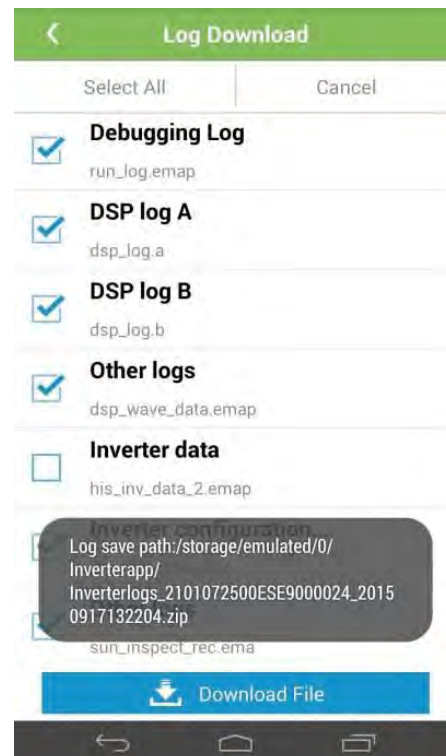
Step: 8 Log Management



Step: 9 Inverter Log and Select All



Step: 10 Download File





If you have any questions, please send mail to

Germany:	de_inverter_support@huawei.com
France:	fr_inverter_support@huawei.com
UK:	uk_inverter_support@huawei.com